

Scaled data based on original data using
LM-79-08 Approved Method: Electrical and Photometric Measurements of Solid-
State Lighting Products

Test Report Prepared for
Cooper Lighting Solutions
(formerly Eaton)

Brand: STREETWORKS

Report Number: P526644

Luminaire Tested: **GLAN-SA1C-760-U-RW-GRSWH**

Issue Date: 5/27/2021

Test Information

Test Method: LM-79-08
Report Number: P526644
TEST IS SCALED FROM IESNA LM-79-08 TEST DATA (G3-2011-057-8)
Test Lab: INNOVATION CENTER
Issue Date: 5/27/2021
Manufacturer: COOPER LIGHTING SOLUTIONS (FORMERLY EATON)
Product Line: STREETWORKS
Catalog Number: GLAN-SA1C-760-U-RW-GRSWH
Description: GALLEON AREA AND ROADWAY LUMINAIRE
(1) 70 CRI, 5700K, 1050mA LIGHTSQUARE WITH 16 LEDS AND RECTANGULAR WIDE OPTICS WITH WHITE GLARE REDUCTION SHIELD
Light Source: -
Ballast/Driver: ELECTRONIC DRIVER

Summary

Lumens per Lamp: N/A
Luminaire Lumens: 6234 lumens
Efficiency: N/A
Efficacy: 109.4 lumens/watt
Luminous Opening: Rectangular (W 0.5' x L: 0.5' x H: 0')
IES Classification: Type V - Short
BUG Rating: B2 - U0 - G1

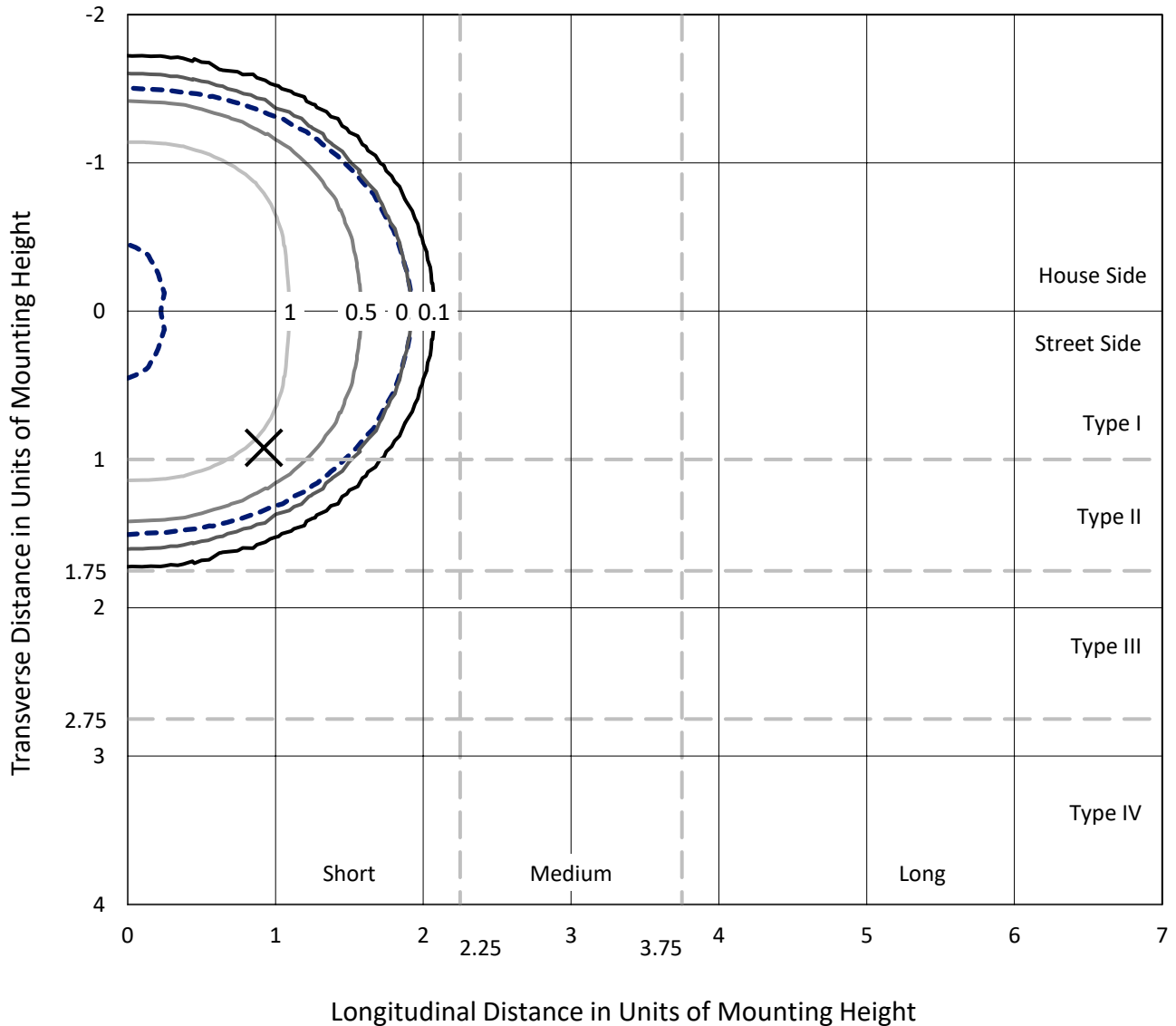
Input Watts (W): 57
Input Voltage (V): NR
Input Current (Ain): NR
Voltage Rise (V): NR
Power Factor: NR
Total Harmonic Distortion (THDi): NR
Frequency (hertz): 60
Stabilization Time: NR
Operation Time: NR
Ambient Temperature (°C): NR
Test Distance: 24 FT



REPORT NUMBER: P526644
 CATALOG NUMBER: GLAN-SA1C-760-U-RW-GRSWH

Iso-Footcandle Lines of Horizontal Illumination

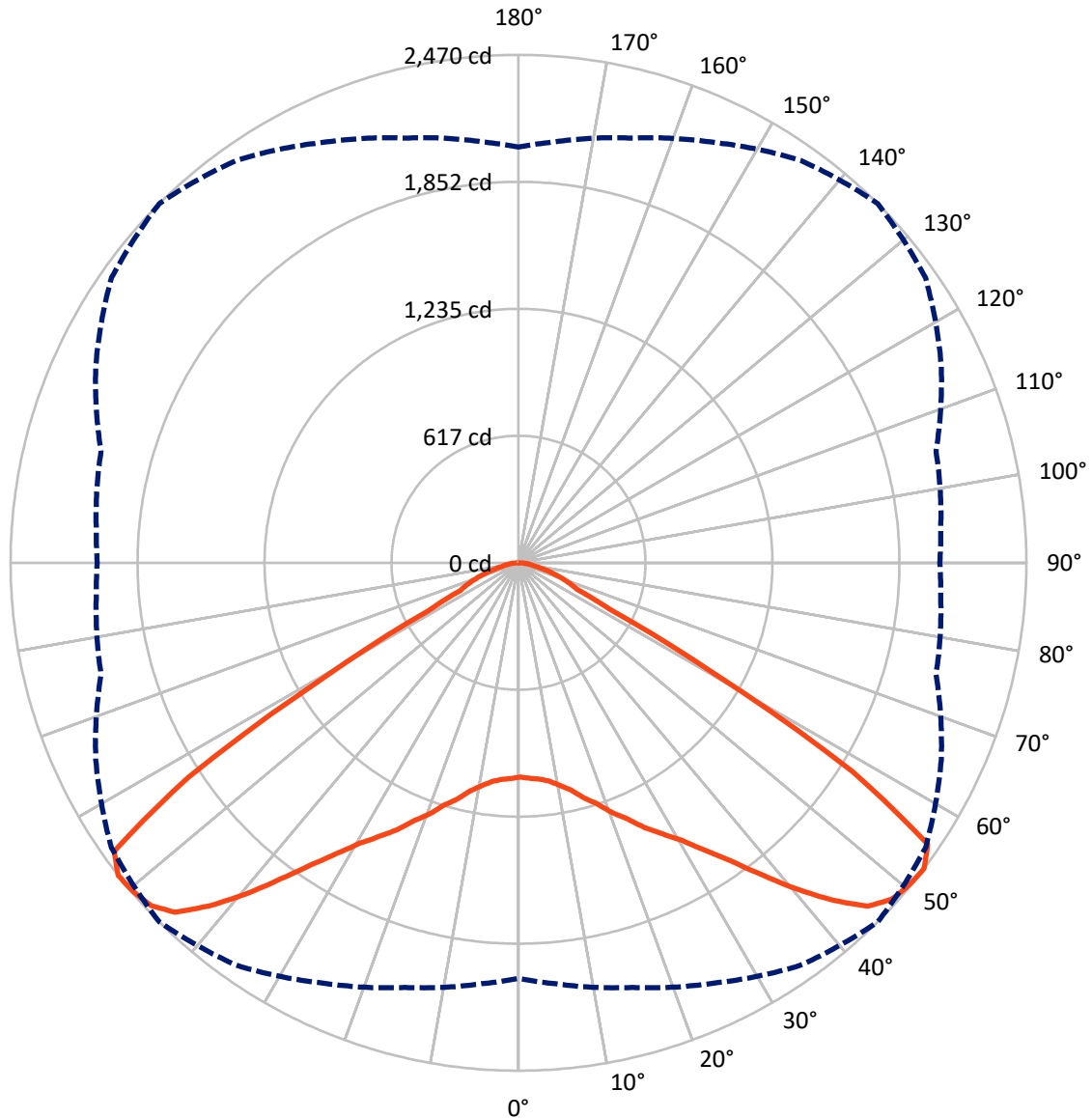
✕ Max cd
 - - - 1/2 Max cd



Based on 25 foot mounting height. Maximum calculated value = 1.8 fc
 Type V - Short - N/A

REPORT NUMBER: P526644
CATALOG NUMBER: GLAN-SA1C-760-U-RW-GRSWH

Luminous Intensity Polar Plot



— Vertical Plane Through 45-Deg Lateral - - - Horizontal Cone Through 52.5-Deg Vertical

REPORT NUMBER: P526644
 CATALOG NUMBER: GLAN-SA1C-760-U-RW-GRSWH

FLUX DISTRIBUTION:

		Downward	Upward	Total
House Side	Lumens	3117.0	0.0	3117.0
	% Fixture	50.0	0.0	50.0
Street Side	Lumens	3117.0	0.0	3117.0
	% Fixture	50.0	0.0	50.0
Total	Lumens	6234.0	0.0	6234.0
	% Fixture	100.0	0.0	100.0

ZONAL LUMENS:

Zone	Lumens	% Fixture
0°-10°	102.4	1.6
10°-20°	336.4	5.4
20°-30°	640.5	10.3
30°-40°	1099.8	17.6
40°-50°	1690.4	27.1
50°-60°	1716.6	27.5
60°-70°	478.4	7.7
70°-80°	141.1	2.3
80°-90°	28.4	0.5
90°-100°	0.0	0.0
100°-110°	0.0	0.0
110°-120°	0.0	0.0
120°-130°	0.0	0.0
130°-140°	0.0	0.0
140°-150°	0.0	0.0
150°-160°	0.0	0.0
160°-170°	0.0	0.0
170°-180°	0.0	0.0
0°-90°	6234.0	100.0
0°-180°	6234.0	100.0

Coefficient of Utilization



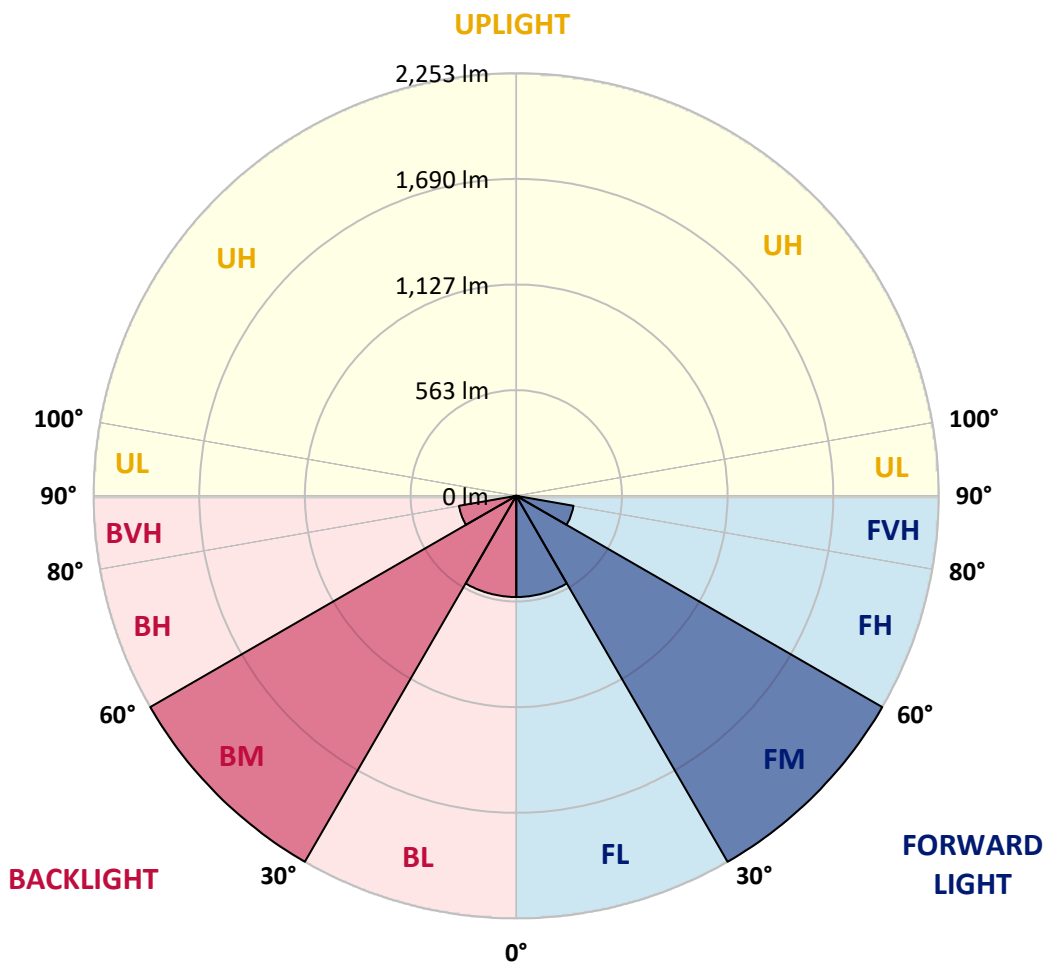
REPORT NUMBER: P526644
 CATALOG NUMBER: GLAN-SA1C-760-U-RW-GRSWH

LUMINAIRE CLASSIFICATION SYSTEM LUMEN TABLE AND BUG RATING:

Zone	Lumens	% Fixture	Zone Rating/Lumen Limit		
			B	U	G
FL (0°-30°)	539.7	8.7			
FM (30°-60°)	2253.4	36.1			
FH (60°-80°)	309.8	5.0			G0/660
FVH (80°-90°)	14.2	0.2			G1/100
BL (0°-30°)	539.7	8.7	B2/1000		
BM (30°-60°)	2253.4	36.1	B2/2500		
BH (60°-80°)	309.8	5.0	B1/500		G0/660
BVH (80°-90°)	14.2	0.2			G1/100
UL (90°-100°)	0.0	0.0		U0/0	
UH (100°-180°)	0.0	0.0		U0/0	

BUG Rating: B2-U0-G1

Type V Short





REPORT NUMBER: P526644

CATALOG NUMBER: GLAN-SA1C-760-U-RW-GRSWH

CANDELA DISTRIBUTION (FULL):

	0°	5°	15°	25°	35°	45°	55°	65°	75°	85°	90°
0°	1042.1	1042.1	1042.1	1042.1	1042.1	1042.1	1042.1	1042.1	1042.1	1042.1	1042.1
2.5°	1044.4	1033.6	1037.5	1039.8	1049.8	1049.1	1046.7	1049.8	1052.9	1053.7	1052.2
5°	1043.6	1035.9	1039.0	1041.3	1051.4	1056.8	1055.2	1068.4	1077.7	1075.4	1087.0
7.5°	1037.5	1042.1	1038.2	1049.8	1058.3	1071.5	1085.4	1097.8	1109.4	1122.6	1124.9
10°	1051.4	1051.4	1058.3	1067.6	1090.1	1100.1	1120.2	1138.0	1160.5	1175.9	1169.7
12.5°	1066.1	1068.4	1068.4	1092.4	1110.9	1133.4	1152.0	1175.9	1207.7	1226.2	1235.5
15°	1080.8	1082.3	1090.1	1122.6	1150.4	1186.0	1203.0	1224.7	1242.5	1277.3	1278.1
17.5°	1093.9	1102.4	1125.6	1162.0	1196.8	1230.9	1257.9	1280.4	1295.8	1309.8	1306.7
20°	1143.4	1149.6	1173.6	1210.0	1261.8	1295.1	1304.4	1308.2	1318.3	1346.1	1337.6
22.5°	1191.4	1193.7	1216.2	1271.9	1308.2	1352.3	1362.4	1360.1	1363.9	1370.9	1383.3
25°	1240.9	1244.8	1275.7	1322.9	1374.0	1426.6	1435.1	1417.3	1411.9	1419.6	1420.4
27.5°	1304.4	1305.1	1344.6	1385.6	1443.6	1493.1	1506.3	1492.4	1466.8	1473.0	1483.1
30°	1384.8	1379.4	1418.9	1477.7	1538.8	1566.6	1589.1	1582.1	1554.2	1548.8	1540.3
32.5°	1477.7	1479.2	1514.8	1579.0	1619.2	1665.7	1689.6	1678.0	1660.2	1651.0	1656.4
35°	1608.4	1615.4	1639.3	1692.7	1757.7	1780.9	1818.8	1794.1	1747.7	1759.3	1769.3
37.5°	1715.9	1736.1	1780.9	1844.4	1883.0	1925.6	1939.5	1906.3	1872.2	1858.3	1891.6
40°	1880.7	1874.5	1924.0	1987.5	2044.7	2087.3	2069.5	2036.2	1951.9	1952.7	1962.0
42.5°	2022.3	2025.4	2063.3	2139.1	2217.3	2243.6	2187.1	2105.9	2012.2	2002.2	2022.3
45°	2141.4	2153.8	2175.5	2276.8	2353.4	2382.0	2277.6	2181.7	2056.3	2014.6	2047.8
47.5°	2184.0	2204.1	2251.3	2344.1	2420.0	2443.2	2359.6	2221.9	2097.3	2029.3	2047.1
50°	2190.2	2183.2	2260.6	2345.7	2412.2	2462.5	2389.0	2251.3	2087.3	2051.7	2046.3
52.5°	2020.8	2054.8	2137.6	2254.4	2389.0	2469.5	2415.3	2267.5	2101.2	2061.0	2047.8
55°	1635.5	1595.2	1746.1	1942.6	2190.2	2413.8	2406.0	2276.1	2109.7	2076.5	2058.7
57.5°	912.9	924.5	1009.6	1223.1	1542.6	1914.0	2139.1	2186.3	2105.9	2086.5	2095.8
60°	422.4	426.3	462.6	562.4	760.5	1085.4	1381.7	1682.7	1821.2	1849.0	1849.0
62.5°	314.9	313.3	322.6	340.4	382.2	499.0	666.1	905.2	1095.5	1228.5	1263.4
65°	284.7	283.9	288.6	294.8	297.9	314.1	351.2	424.7	486.6	522.2	516.0
67.5°	249.1	248.3	249.9	253.8	259.2	267.7	277.0	292.4	314.1	312.6	308.7
70°	201.1	201.1	203.5	206.6	212.8	222.8	233.6	244.5	263.0	266.9	266.1
72.5°	148.5	146.2	150.9	157.0	163.2	175.6	187.2	197.3	210.4	214.3	212.8
75°	94.4	95.9	99.0	106.0	116.8	125.3	137.7	146.2	154.7	157.8	158.6
77.5°	52.6	54.2	59.6	68.1	78.9	88.2	99.0	106.0	111.4	112.2	113.0
80°	31.7	32.5	37.9	45.6	54.9	65.0	73.5	80.5	85.1	82.8	82.0
82.5°	19.3	20.1	24.8	31.7	39.5	47.2	56.5	62.7	67.3	64.2	61.1
85°	10.1	10.8	14.7	19.3	25.5	29.4	29.4	26.3	25.5	24.0	23.2
87.5°	3.1	3.1	3.9	4.6	3.9	4.6	5.4	6.2	6.2	7.0	6.2
90°	0.0	0.0	0.0	0.0	0.0	0.0	0.0	0.0	0.0	0.0	0.0

(END OF REPORT)